



“ADEMAXPLUS” extra strong montage adhesive

1	Base	Acrylic dispersion water based
2	Presentation	Cartridge 9.46 FL. oz. Box 12 pcs
3	Polymerization	Polimerización física
4	Open time	10-15 min
5	Drying time	Aprox. 24hrs
6	Density	1,6 g/ml (DIN 53479)
7	Temperature resistance	-4 °F to +158 °F (after hardening)
8	Color	White

Applications:

Adheres to all common building surfaces and replaces nails and screws. Can be used to fix skirting boards in both wood and PVC, thresholds, panels, ceramic, tiles and plaster, chipboard, plasterboard and wood. Also suitable for the adhesion of polystyrene foam and polystyrene tiles

How to use:


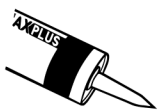
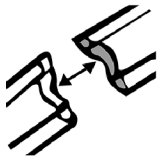
1. All surfaces bonded, must be clean, dry and free of grease and oil.
2. Cut open cartridge, screw on nozzle and cut off tip at desired angle.
3. Apply the adhesive to the edges and corners of materials to be bonded. The bonding materials should be stabilized strongly by executing pressure.
4. The materials may need to be pressed firmly until completely dry. Depending on the weather conditions, wait for 24-72hrs. Full bonding is achieved in 48-72hrs. The adhesive can be cleaned with water if it has not fully dried.

Storage

In a dry, ventilated place, with unopened packing at temperatures between 41 °F and 77 °F.

CAUTION:

Keep out of the reach of children. Avoid contact with skin and eyes. Do not empty into drains, dispose of this material and its container at hazardous or special waste collection point. Use suitable gloves



Features



Can be applied in porous surfaces



Solvent free



Overpaintable after dry



Sandable after dry



For interior use



Can be recycled in accordance with local official regulations